

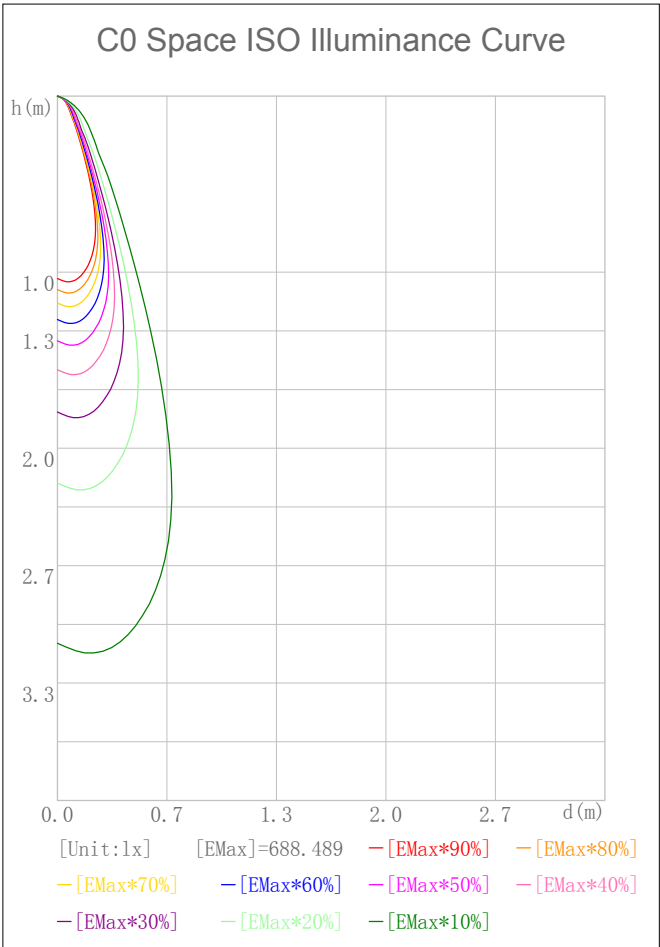
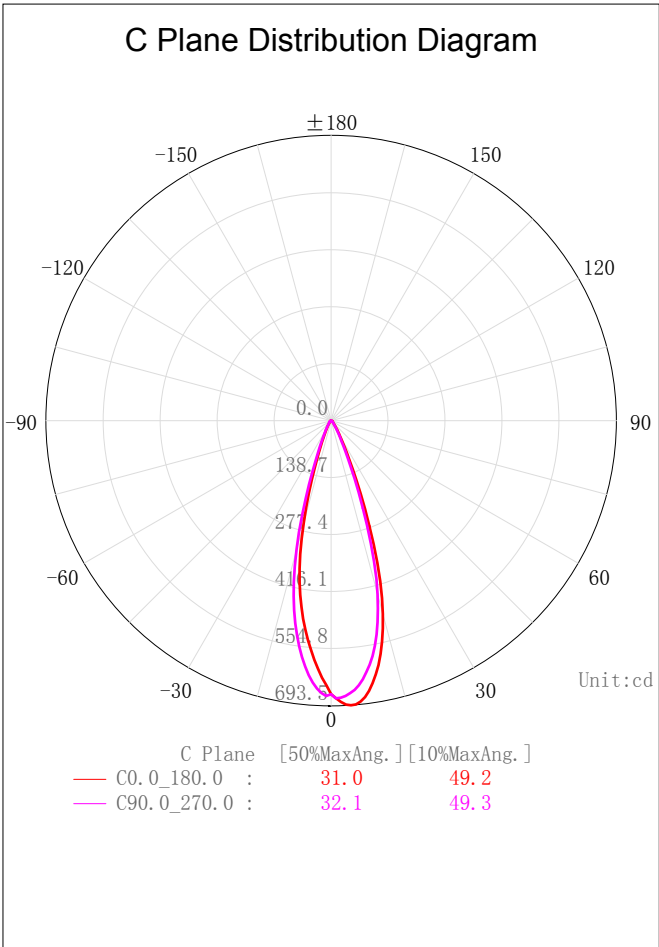
Indoor Luminaire Photometric Data

Description Information

Luminary Name: DL43-05-PR-01 RA90 4000K 24D		Lum. Catalog:	Test ID: 01
Lamp Name:		Lamp Catalog: LED	Test Date: 2020/12/25
Manufacture: Shenzhen Norming Lighting Co.Ltd		Shld.Ang(°):	Test Machine:GON-2000
Test Lab: Quality Department		Frequency (Hz):	Lamp CCT (K): Ra:
Lum. Size (W*L*H):0.000m*0.000m*0.000m		Lum. Area (m2):0.000	Lum. W (kg): 0.000
Test System: C, γ	Test Step: C=90.0 γ=1.0	Temp. (°C): 25	Humidity(%): 50.0

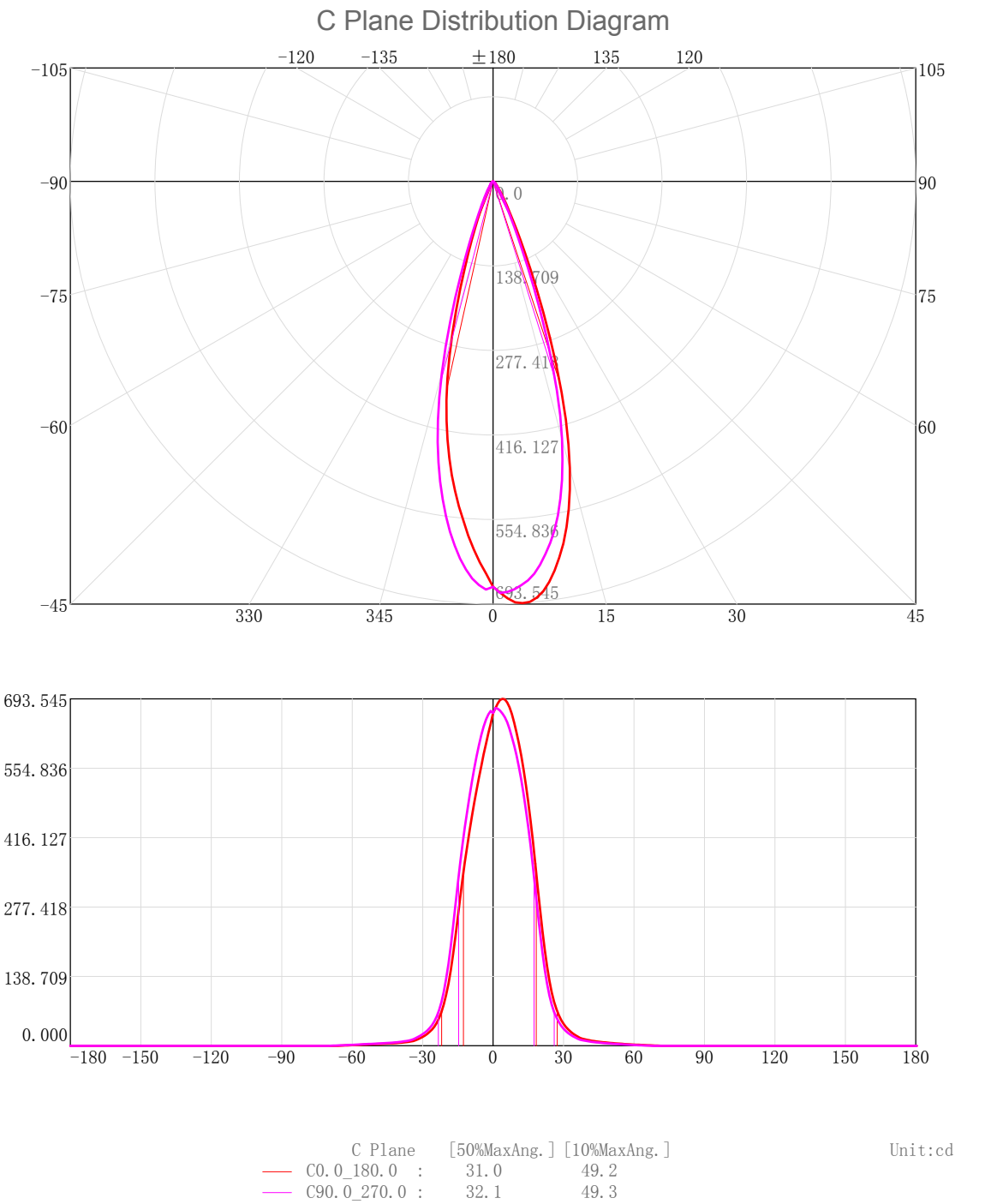
Character Parameter

Lamp Speciality Parameter		Luminaire Speciality Parameter	
Rated Flux(lm): 210.800	Luminary Flux(lm): 210.804	Field Angle(10%Imax): 49.2(°)	
Rated Power(W):	Luminary Efficiency: 100.00%	Down Lumens&Percent: 210.804lm 100.00%	
Rated Voltage(V):	Luminary EER(lm/W): 45.063	Up Lumens&Percent: 0.000lm 0.00%	
Tested Power(W): 4.678	Max. Candela(cd): 693.545	S/MH: C0_a180=0.535 C90_270=0.547	
Lamps' Inside: 1	Max Cand@Ang. (°): C=0.0 γ=4.0	CIE Type: Semi-Direct	
Tested Electrics (V, A, pf):240.4, 0.021, 0.911	Beam Angle(50%Imax): 31.0(°)	ErP ϕ use(90°): 199.595lm	
Lamp Size (W*L*H):0.000m*0.000m*0.000m	Left=-12.6°, Right=18.4°	IRF(%): 603.058	



2D Plane Light Intensity Distribution Curve

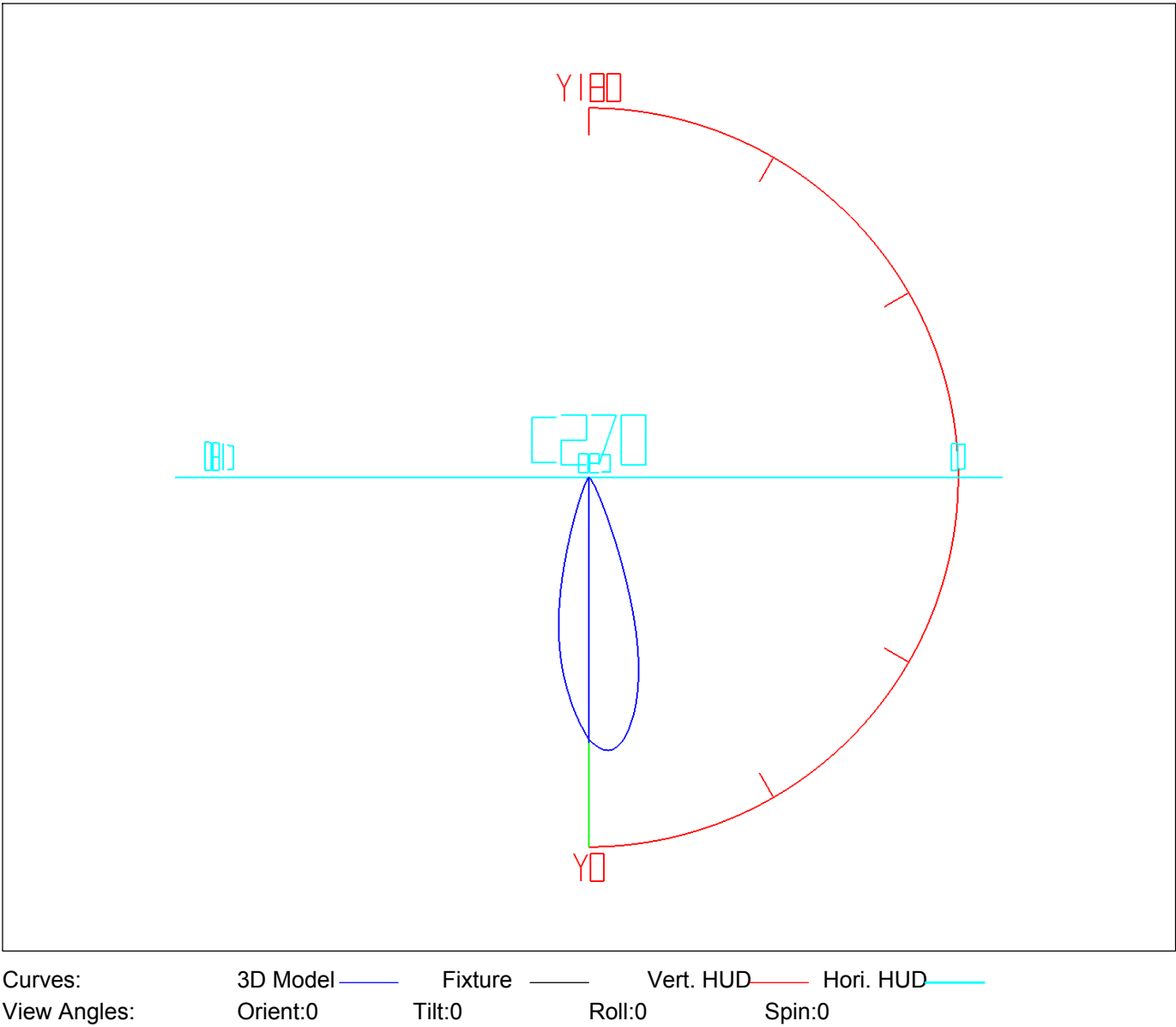
Lum. Name:DL43-05-PR-01 RA90 4000K 24D	Lum. Catalog:	Test ID:01
Lamp Name:	Lamp Catalog:LED	Test Lab:Quality Department
Manufacture:Shenzhen Norming Lighting Co.Ltd	Test Machine:GON-2000	Test Date:2020/12/25



3D Light Intensity Distribution Modal

Lum. Name:DL43-05-PR-01 RA90 4000K 24D	Lum. Catelog:	Test ID:01
Lamp Name:	Lamp Catelog:LED	Test Lab:Quality Deparment
Manufacture:Shenzhen Norming Lighting Co.Ltd	Test Machine:GON-2000	Test Date:2020/12/25

3D Light Intensity Distribution Modal



IES Indoor Report

Photometric Filename:DL43-05-PR-01 RA90 4000K 24D.IES

Zonal Flux Tabulation

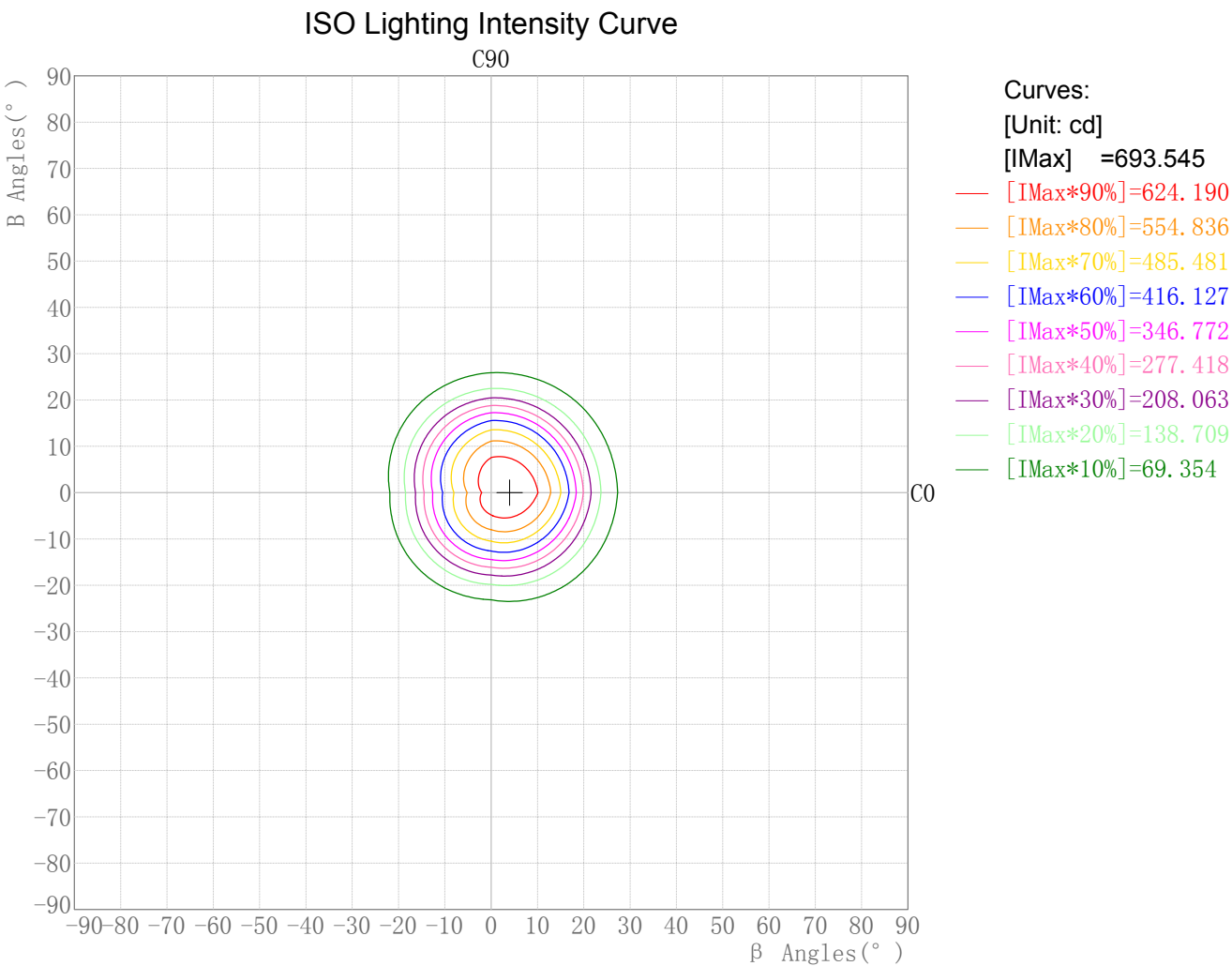
Zone(γ)	Zone Flux (lm)	Sums Flux (lm)	Zone%Lamp	Sums%Lamp	Zone(γ)	Zone Flux (lm)	Sums Flux (lm)	Zone%Lamp	Sums%Lamp
0.0-1.0	0.64	0.64	0.30	0.30	47.0-48.0	0.44	206.29	0.21	97.86
1.0-2.0	1.90	2.54	0.90	1.21	48.0-49.0	0.42	206.71	0.20	98.06
2.0-3.0	3.15	5.69	1.49	2.70	49.0-50.0	0.40	207.10	0.19	98.25
3.0-4.0	4.35	10.04	2.06	4.76	50.0-51.0	0.38	207.48	0.18	98.43
4.0-5.0	5.49	15.53	2.61	7.37	51.0-52.0	0.35	207.83	0.17	98.59
5.0-6.0	6.57	22.10	3.12	10.48	52.0-53.0	0.33	208.17	0.16	98.75
6.0-7.0	7.56	29.66	3.59	14.07	53.0-54.0	0.31	208.48	0.15	98.90
7.0-8.0	8.45	38.11	4.01	18.08	54.0-55.0	0.29	208.77	0.14	99.04
8.0-9.0	9.23	47.34	4.38	22.46	55.0-56.0	0.27	209.04	0.13	99.17
9.0-10.0	9.89	57.23	4.69	27.15	56.0-57.0	0.25	209.29	0.12	99.28
10.0-11.0	10.42	67.64	4.94	32.09	57.0-58.0	0.23	209.52	0.11	99.39
11.0-12.0	10.79	78.43	5.12	37.21	58.0-59.0	0.21	209.73	0.10	99.49
12.0-13.0	10.99	89.42	5.21	42.42	59.0-60.0	0.19	209.92	0.09	99.58
13.0-14.0	11.01	100.43	5.22	47.64	60.0-61.0	0.17	210.09	0.08	99.66
14.0-15.0	10.83	111.27	5.14	52.78	61.0-62.0	0.15	210.24	0.07	99.73
15.0-16.0	10.46	121.73	4.96	57.75	62.0-63.0	0.13	210.37	0.06	99.80
16.0-17.0	9.89	131.62	4.69	62.44	63.0-64.0	0.11	210.48	0.05	99.85
17.0-18.0	9.15	140.77	4.34	66.78	64.0-65.0	0.09	210.57	0.04	99.89
18.0-19.0	8.28	149.05	3.93	70.71	65.0-66.0	0.07	210.65	0.03	99.93
19.0-20.0	7.36	156.40	3.49	74.20	66.0-67.0	0.06	210.70	0.03	99.95
20.0-21.0	6.43	162.84	3.05	77.25	67.0-68.0	0.04	210.74	0.02	99.97
21.0-22.0	5.56	168.39	2.64	79.88	68.0-69.0	0.03	210.77	0.01	99.99
22.0-23.0	4.77	173.16	2.26	82.14	69.0-70.0	0.02	210.79	0.01	99.99
23.0-24.0	4.07	177.23	1.93	84.07	70.0-71.0	0.01	210.80	0.00	100.00
24.0-25.0	3.48	180.71	1.65	85.72	71.0-72.0	0.00	210.80	0.00	100.00
25.0-26.0	2.99	183.70	1.42	87.14	72.0-73.0	0.00	210.80	0.00	100.00
26.0-27.0	2.58	186.28	1.23	88.37	73.0-74.0	0.00	210.80	0.00	100.00
27.0-28.0	2.25	188.53	1.07	89.44	74.0-75.0	0.00	210.80	0.00	100.00
28.0-29.0	1.97	190.51	0.94	90.37	75.0-76.0	0.00	210.80	0.00	100.00
29.0-30.0	1.74	192.25	0.83	91.20	76.0-77.0	0.00	210.80	0.00	100.00
30.0-31.0	1.55	193.80	0.73	91.93	77.0-78.0	0.00	210.80	0.00	100.00
31.0-32.0	1.38	195.18	0.65	92.59	78.0-79.0	0.00	210.80	0.00	100.00
32.0-33.0	1.23	196.40	0.58	93.17	79.0-80.0	0.00	210.80	0.00	100.00
33.0-34.0	1.09	197.50	0.52	93.69	80.0-81.0	0.00	210.80	0.00	100.00
34.0-35.0	0.97	198.47	0.46	94.15	81.0-82.0	0.00	210.80	0.00	100.00
35.0-36.0	0.87	199.35	0.42	94.57	82.0-83.0	0.00	210.80	0.00	100.00
36.0-37.0	0.79	200.14	0.37	94.94	83.0-84.0	0.00	210.80	0.00	100.00
37.0-38.0	0.72	200.86	0.34	95.29	84.0-85.0	0.00	210.80	0.00	100.00
38.0-39.0	0.68	201.54	0.32	95.61	85.0-86.0	0.00	210.80	0.00	100.00
39.0-40.0	0.64	202.18	0.30	95.91	86.0-87.0	0.00	210.80	0.00	100.00
40.0-41.0	0.60	202.78	0.29	96.20	87.0-88.0	0.00	210.80	0.00	100.00
41.0-42.0	0.57	203.36	0.27	96.47	88.0-89.0	0.00	210.80	0.00	100.00
42.0-43.0	0.55	203.90	0.26	96.73	89.0-90.0	0.00	210.80	0.00	100.00
43.0-44.0	0.52	204.42	0.25	96.97	90.0-91.0	0.00	210.80	0.00	100.00
44.0-45.0	0.50	204.92	0.24	97.21	91.0-92.0	0.00	210.80	0.00	100.00
45.0-46.0	0.48	205.40	0.23	97.44	92.0-93.0	0.00	210.80	0.00	100.00
46.0-47.0	0.46	205.85	0.22	97.65	93.0-94.0	0.00	210.80	0.00	100.00

Zonal Flux Tabulation - (Cont.)

Zone(γ)	Zone Flux (lm)	Sums Flux (lm)	Zone%Lamp	Sums%Lamp	Zone(γ)	Zone Flux (lm)	Sums Flux (lm)	Zone%Lamp	Sums%Lamp
94.0-95.0	0.00	210.80	0.00	100.00	141.0-142.0	0.00	210.80	0.00	100.00
95.0-96.0	0.00	210.80	0.00	100.00	142.0-143.0	0.00	210.80	0.00	100.00
96.0-97.0	0.00	210.80	0.00	100.00	143.0-144.0	0.00	210.80	0.00	100.00
97.0-98.0	0.00	210.80	0.00	100.00	144.0-145.0	0.00	210.80	0.00	100.00
98.0-99.0	0.00	210.80	0.00	100.00	145.0-146.0	0.00	210.80	0.00	100.00
99.0-100.0	0.00	210.80	0.00	100.00	146.0-147.0	0.00	210.80	0.00	100.00
100.0-101.0	0.00	210.80	0.00	100.00	147.0-148.0	0.00	210.80	0.00	100.00
101.0-102.0	0.00	210.80	0.00	100.00	148.0-149.0	0.00	210.80	0.00	100.00
102.0-103.0	0.00	210.80	0.00	100.00	149.0-150.0	0.00	210.80	0.00	100.00
103.0-104.0	0.00	210.80	0.00	100.00	150.0-151.0	0.00	210.80	0.00	100.00
104.0-105.0	0.00	210.80	0.00	100.00	151.0-152.0	0.00	210.80	0.00	100.00
105.0-106.0	0.00	210.80	0.00	100.00	152.0-153.0	0.00	210.80	0.00	100.00
106.0-107.0	0.00	210.80	0.00	100.00	153.0-154.0	0.00	210.80	0.00	100.00
107.0-108.0	0.00	210.80	0.00	100.00	154.0-155.0	0.00	210.80	0.00	100.00
108.0-109.0	0.00	210.80	0.00	100.00	155.0-156.0	0.00	210.80	0.00	100.00
109.0-110.0	0.00	210.80	0.00	100.00	156.0-157.0	0.00	210.80	0.00	100.00
110.0-111.0	0.00	210.80	0.00	100.00	157.0-158.0	0.00	210.80	0.00	100.00
111.0-112.0	0.00	210.80	0.00	100.00	158.0-159.0	0.00	210.80	0.00	100.00
112.0-113.0	0.00	210.80	0.00	100.00	159.0-160.0	0.00	210.80	0.00	100.00
113.0-114.0	0.00	210.80	0.00	100.00	160.0-161.0	0.00	210.80	0.00	100.00
114.0-115.0	0.00	210.80	0.00	100.00	161.0-162.0	0.00	210.80	0.00	100.00
115.0-116.0	0.00	210.80	0.00	100.00	162.0-163.0	0.00	210.80	0.00	100.00
116.0-117.0	0.00	210.80	0.00	100.00	163.0-164.0	0.00	210.80	0.00	100.00
117.0-118.0	0.00	210.80	0.00	100.00	164.0-165.0	0.00	210.80	0.00	100.00
118.0-119.0	0.00	210.80	0.00	100.00	165.0-166.0	0.00	210.80	0.00	100.00
119.0-120.0	0.00	210.80	0.00	100.00	166.0-167.0	0.00	210.80	0.00	100.00
120.0-121.0	0.00	210.80	0.00	100.00	167.0-168.0	0.00	210.80	0.00	100.00
121.0-122.0	0.00	210.80	0.00	100.00	168.0-169.0	0.00	210.80	0.00	100.00
122.0-123.0	0.00	210.80	0.00	100.00	169.0-170.0	0.00	210.80	0.00	100.00
123.0-124.0	0.00	210.80	0.00	100.00	170.0-171.0	0.00	210.80	0.00	100.00
124.0-125.0	0.00	210.80	0.00	100.00	171.0-172.0	0.00	210.80	0.00	100.00
125.0-126.0	0.00	210.80	0.00	100.00	172.0-173.0	0.00	210.80	0.00	100.00
126.0-127.0	0.00	210.80	0.00	100.00	173.0-174.0	0.00	210.80	0.00	100.00
127.0-128.0	0.00	210.80	0.00	100.00	174.0-175.0	0.00	210.80	0.00	100.00
128.0-129.0	0.00	210.80	0.00	100.00	175.0-176.0	0.00	210.80	0.00	100.00
129.0-130.0	0.00	210.80	0.00	100.00	176.0-177.0	0.00	210.80	0.00	100.00
130.0-131.0	0.00	210.80	0.00	100.00	177.0-178.0	0.00	210.80	0.00	100.00
131.0-132.0	0.00	210.80	0.00	100.00	178.0-179.0	0.00	210.80	0.00	100.00
132.0-133.0	0.00	210.80	0.00	100.00	179.0-180.0	0.00	210.80	0.00	100.00
133.0-134.0	0.00	210.80	0.00	100.00					
134.0-135.0	0.00	210.80	0.00	100.00					
135.0-136.0	0.00	210.80	0.00	100.00					
136.0-137.0	0.00	210.80	0.00	100.00					
137.0-138.0	0.00	210.80	0.00	100.00					
138.0-139.0	0.00	210.80	0.00	100.00					
139.0-140.0	0.00	210.80	0.00	100.00					
140.0-141.0	0.00	210.80	0.00	100.00					

Rectangle ISO Lighting Intensity Diagram

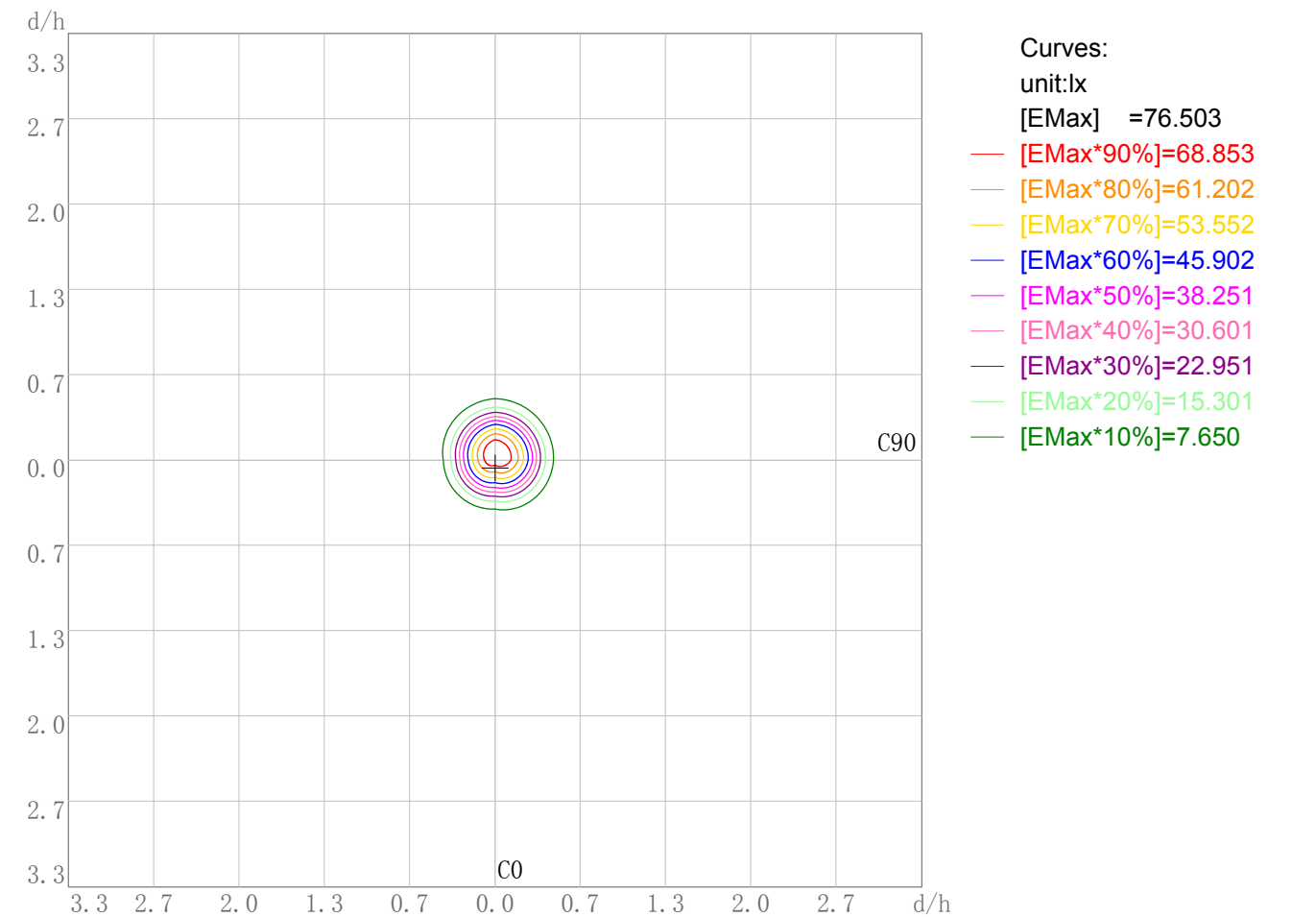
Lum. Name: DL43-05-PR-01 RA90 4000K 24D	Lum. Catalog:	Test ID: 01
Lamp Name:	Lamp Catalog: LED	Test Lab: Quality Department
Manufacture: Shenzhen Norming Lighting Co.Ltd	Test Machine:GON-2000	Test Date: 2020/12/25



Plane ISO-Illuminance Diagram

Lum. Name:DL43-05-PR-01 RA90 4000K 24D	Lum. Catalog:	Test ID:01
Lamp Name:	Lamp Catalog: LED	Test Lab: Quality Department
Manufacture: Shenzhen Norming Lighting Co.Ltd	Test Machine:GON-2000	Test Date: 2020/12/25

Plane ISO-Illuminance Curve



Working Plane Luminaire Mounting Height(m): 3.00  
Working Plane Maximum Illuminance(lx): 76.50  
Working Plane Maximum Illuminance Position(d/h):H0.0 V0.1

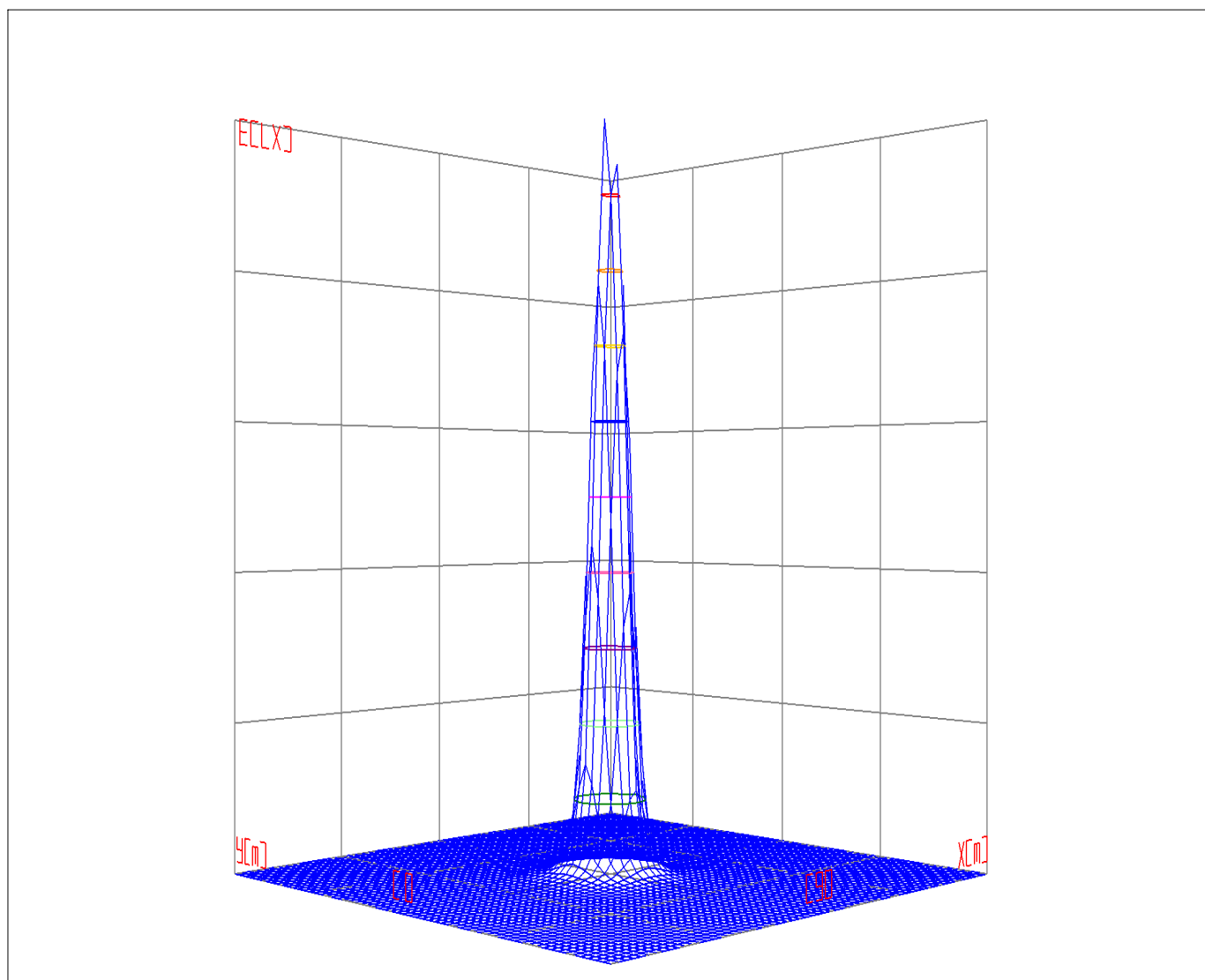
# IES Indoor Report

Photometric Filename:DL43-05-PR-01 RA90 4000K 24D.IES

## 3D Plane ISO Illuminance Diagram

Lum. Name: DL43-05-PR-01 RA90 4000K 24D	Lum. Catalog:	Test ID: 01
Lamp Name:	Lamp Catalog: LED	Test Lab: Quality Department
Manufacture: Shenzhen Norming Lighting Co.Ltd	Test Machine:GON-2000	Test Date: 2020/12/25

## 3D Plane Illuminance Modal



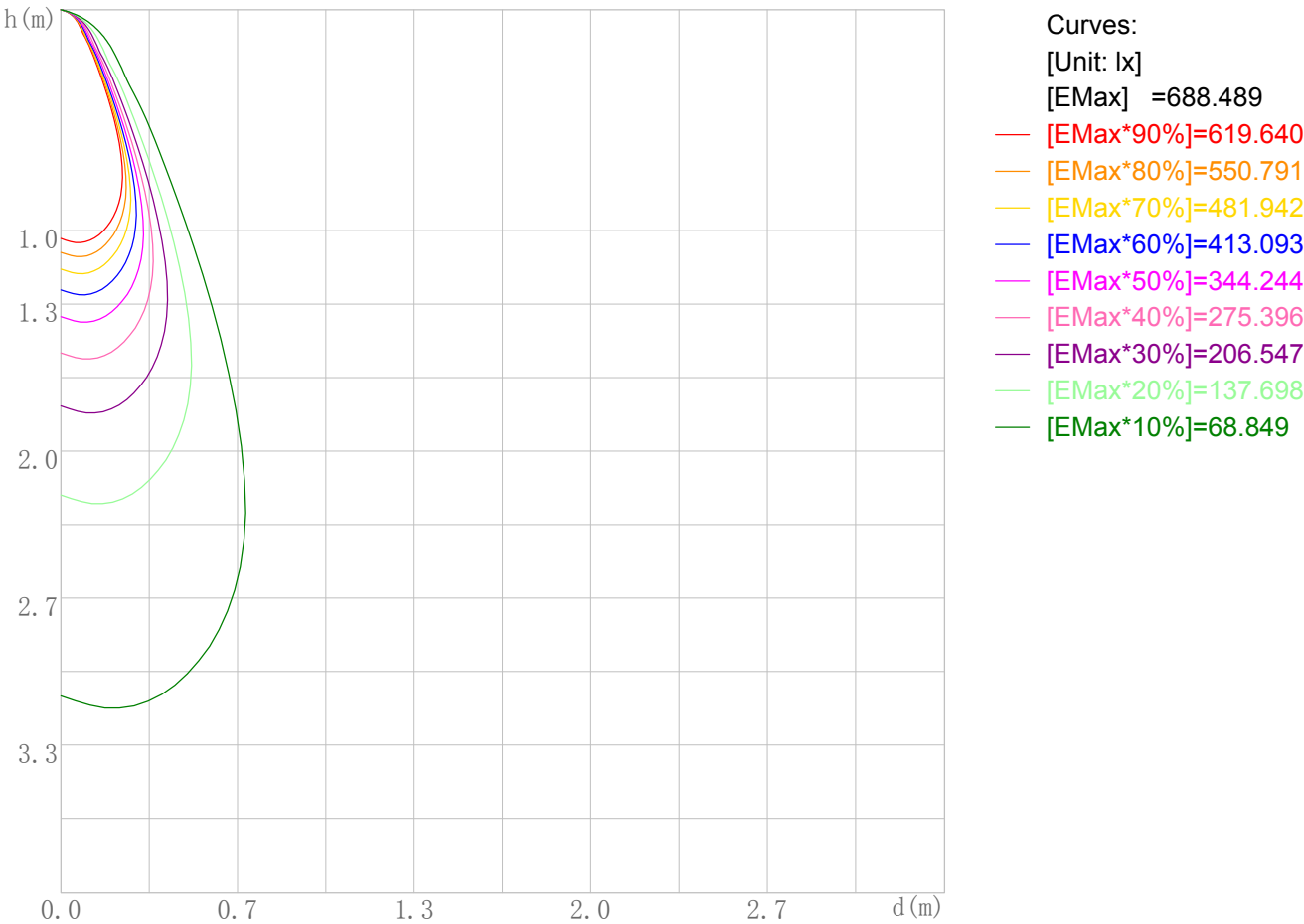
Curves: 3D Model — 90% — 80% — 70% — 60% — 50% — 40% — 30% — 20% — 10% —  
View Angles(deg): 0 Height(m): 3.0 Distance(m): 10.0



Space ISO Illuminance Diagram

Lum. Name: DL43-05-PR-01 RA90 4000K 24D	Lum. Catelog:	Test ID: 01
Lamp Name:	Lamp Catelog: LED	Test Lab: Quality Deparment
Manufacture: Shenzhen Norming Lighting Co.Ltd	Test Machine:GON-2000	Test Date: 2020/12/25

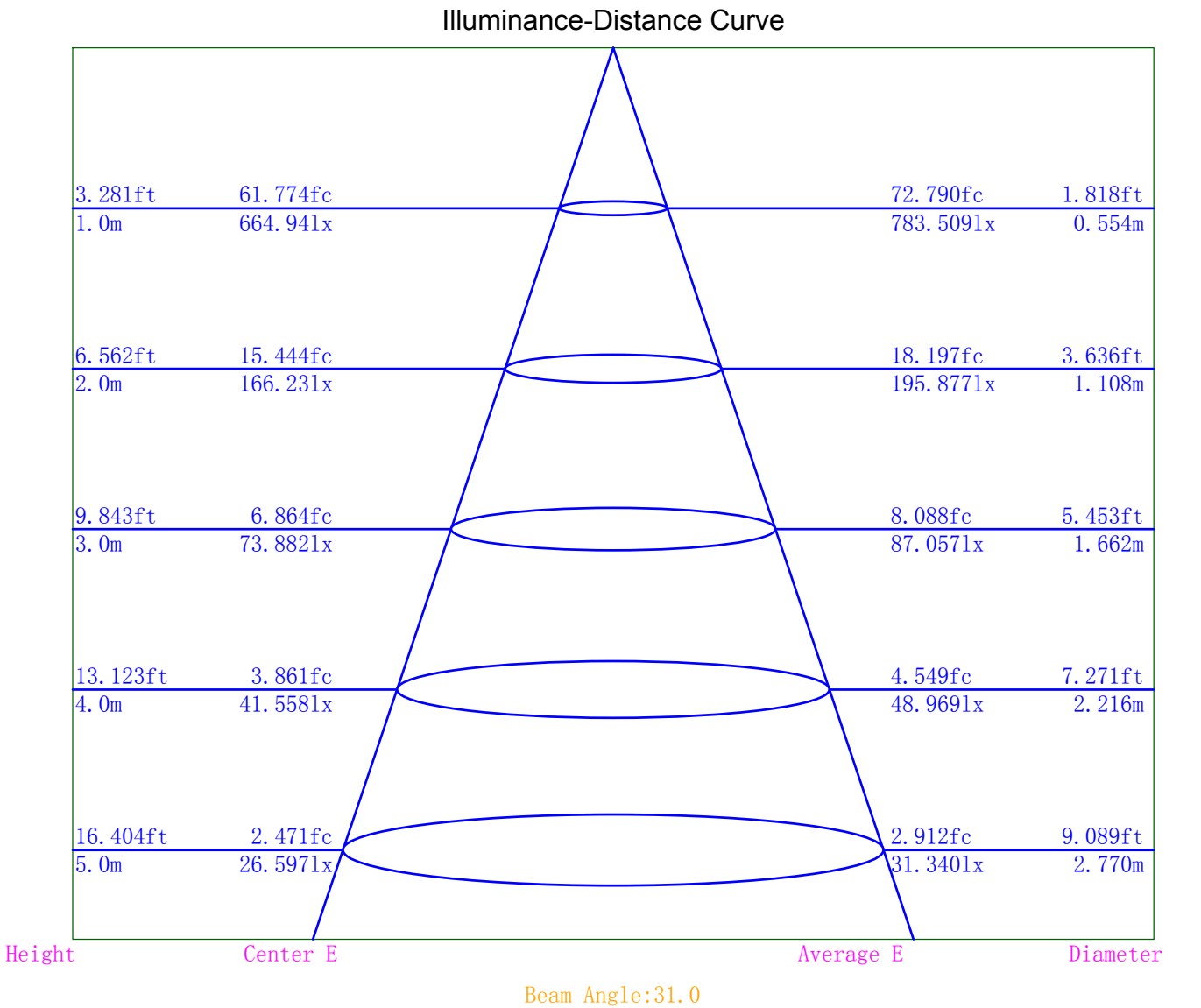
Space ISO Illuminance Curve



Space Plane Maximum Illuminance and @Angle:688.49lx,4.0deg  
Plane Maximum Lighting Intensity and @Angle:693.545cd,0deg

Illuminance-Distance Diagram

Lum. Name:DL43-05-PR-01 RA90 4000K 24D	Lum. Catelog:	Test ID:01
Lamp Name:	Lamp Catelog:LED	Test Lab:Quality Deparment
Manufacture:Shenzhen Norming Lighting Co.Ltd	Test Machine:GON-2000	Test Date:2020/12/25



Indoor Luminance Limiting Curves

Lum. Name: DL43-05-PR-01 RA90 4000K 24D	Lum. Catalog:	Test ID: 01
Lamp Name:	Lamp Catalog: LED	Test Lab: Quality Department
Manufacture: Shenzhen Norming Lighting Co.Ltd	Test Machine:GON-2000	Test Date: 2020/12/25

Glare Grade Table

GI	Quality	Using Illuminance							
1.15	A	2000	1000	500	<=300				
1.5	B		2000	1000	500	<=300			
1.85	C			2000	1000	500	<=300		
2.2	D				2000	1000	500	<=300	
2.55	E	a				2000	1000	500	<=300
			b	c	d	e	f	g	h

Luminance Table

Gama(deg)	45	50	55	60	65	70	75	80	85
C0	0	0	0	0	0	0	0	0	0
C90	0	0	0	0	0	0	0	0	0

Luminance Limiting Curve



Luminous Size:

Length(m)=0.000

Width(m)=0.000

Height(m)=0.000

Area(m^2)=0.000000

Luminous Type:

Without Luminous Side

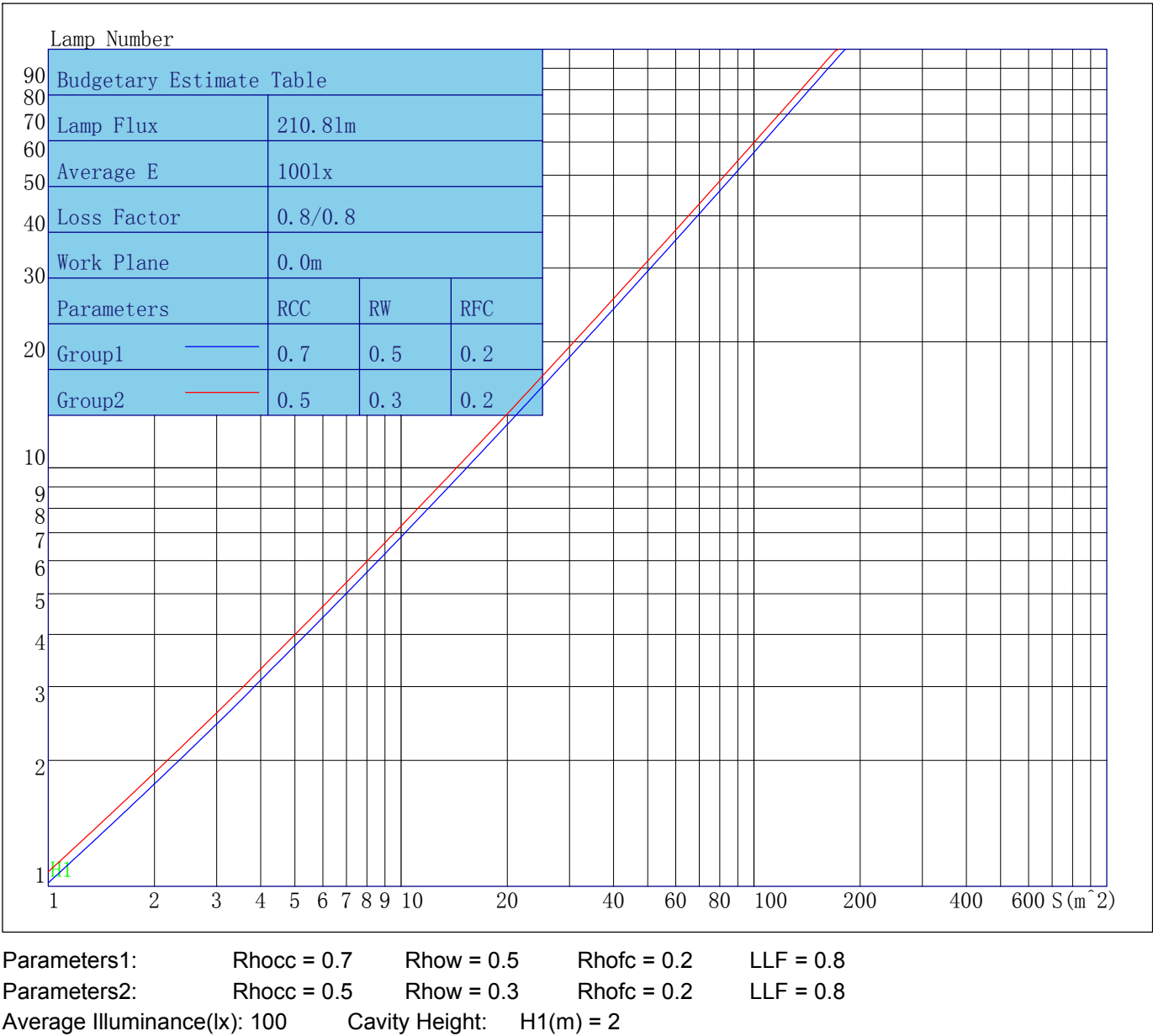
Luminous Curves:

C0-C180 Color: —

C90-C270 Color: —

Indoor Budgetary Estimate Table

Lum. Name: DL43-05-PR-01 RA90 4000K 24D	Lum. Catalog:	Test ID: 01
Lamp Name:	Lamp Catalog: LED	Test Lab: Quality Department
Manufacture: Shenzhen Norming Lighting Co.Ltd	Test Machine:GON-2000	Test Date: 2020/12/25



Indoor Coefficient of Utilization Table

Lum. Name:DL43-05-PR-01 RA90 4000K 24D	Lum. Catelog:	Test ID:01
Lamp Name:	Lamp Catelog:LED	Test Lab:Quality Deparment
Manufacture:Shenzhen Norming Lighting Co.Ltd	Test Machine:GON-2000	Test Date:2020/12/25

Coefficients of Utilization - Zonal Cavity Method																		
Coef.	Effective Floor Cavity Reflectance RFC=0.20																	
RhoCC (%)	80				70				50			30			10			0
RhoW (%)	70	50	30	10	70	50	30	10	50	30	10	50	30	10	50	30	10	0
RCR	Coefficient of Utilization(%)																	
0	119	119	119	119	116	116	116	116	111	111	111	106	106	106	102	102	102	100
1	115	112	110	109	112	110	108	107	106	105	104	103	101	100	99	98	98	96
2	110	107	103	101	108	105	102	99	102	99	97	99	97	95	96	95	93	92
3	106	101	97	94	105	100	96	94	98	95	92	95	93	91	93	91	89	88
4	103	97	93	89	101	96	92	89	94	90	88	92	89	87	90	88	86	85
5	99	93	88	85	98	92	88	85	90	87	84	89	86	83	87	85	82	81
6	96	89	84	81	95	88	84	81	87	83	80	86	82	80	85	82	79	78
7	93	86	81	78	92	85	81	78	84	80	77	83	80	77	82	79	77	76
8	90	83	78	75	89	82	78	75	81	77	75	80	77	74	79	76	74	73
9	87	80	75	72	86	79	75	72	79	75	72	78	74	72	77	74	72	71
10	85	77	73	70	84	77	73	70	76	72	70	75	72	69	75	72	69	68

Unified Glare Rating Table

Lum. Name:DL43-05-PR-01 RA90 4000K 24D	Lum. Catelog:	Test ID:01
Lamp Name:	Lamp Catelog:LED	Test Lab:Quality Deparment
Manufacture:Shenzhen Norming Lighting Co.Ltd	Test Machine:GON-2000	Test Date:2020/12/25

Unified Glare Rating Table

Ceiling RCC	0.70	0.70	0.50	0.50	0.30	0.70	0.70	0.50	0.50	0.30	
Wall RW	0.50	0.30	0.50	0.30	0.30	0.50	0.30	0.50	0.30	0.30	
Floor RFC	0.20	0.20	0.20	0.20	0.20	0.20	0.20	0.20	0.20	0.20	
Room Size	Vewed crosswise					Vewed endwise					
X=2H    Y=2H	-6.3	-5.3	-5.9	-5.0	-4.7	-6.3	-5.3	-5.9	-5.0	-4.7	
	Y=3H	-6.5	-5.6	-6.1	-5.3	-4.9	-6.5	-5.6	-6.1	-5.3	-4.9
	Y=4H	-6.6	-5.8	-6.2	-5.4	-5.0	-6.6	-5.8	-6.2	-5.4	-5.0
	Y=6H	-6.7	-6.0	-6.3	-5.6	-5.2	-6.7	-6.0	-6.3	-5.6	-5.2
	Y=8H	-6.8	-6.1	-6.3	-5.7	-5.3	-6.8	-6.1	-6.3	-5.7	-5.3
	Y=12H	-6.8	-6.2	-6.4	-5.8	-5.3	-6.8	-6.2	-6.4	-5.8	-5.3
X=4H    Y=2H	-6.6	-5.8	-6.2	-5.4	-5.0	-6.6	-5.8	-6.2	-5.4	-5.0	
	Y=3H	-6.8	-6.2	-6.4	-5.7	-5.3	-6.8	-6.2	-6.4	-5.7	-5.3
	Y=4H	-7.0	-6.3	-6.5	-5.9	-5.5	-7.0	-6.3	-6.5	-5.9	-5.5
	Y=6H	-7.1	-6.5	-6.6	-6.1	-5.6	-7.1	-6.5	-6.6	-6.1	-5.6
	Y=8H	-7.1	-6.7	-6.7	-6.2	-5.7	-7.1	-6.7	-6.7	-6.2	-5.7
	Y=12H	-7.2	-6.8	-6.7	-6.3	-5.8	-7.2	-6.8	-6.7	-6.3	-5.8
X=8H    Y=4H	-7.1	-6.7	-6.7	-6.2	-5.7	-7.1	-6.7	-6.7	-6.2	-5.7	
	Y=6H	-7.3	-6.9	-6.8	-6.4	-5.8	-7.3	-6.9	-6.8	-6.4	-5.8
	Y=8H	-7.3	-7.0	-6.8	-6.5	-6.0	-7.3	-7.0	-6.8	-6.5	-6.0
	Y=12H	-7.4	-7.1	-6.9	-6.6	-6.0	-7.4	-7.1	-6.9	-6.6	-6.0
X=12H    Y=4H	-7.2	-6.8	-6.7	-6.3	-5.8	-7.2	-6.8	-6.7	-6.3	-5.8	
	Y=6H	-7.3	-7.0	-6.8	-6.5	-6.0	-7.3	-7.0	-6.8	-6.5	-6.0
	Y=8H	-7.4	-7.1	-6.9	-6.6	-6.0	-7.4	-7.1	-6.9	-6.6	-6.0
Variations with the objerver position at spacings											
S=1.0H	0.0/0.0					0.0/0.0					
S=1.5H	0.0/0.0					0.0/0.0					
S=2.0H	0.0/0.0					0.0/0.0					
Reduced UGR Table:											
Nordic Standard Table:	BK0					BK0					
Correction Value	0.0					0.0					

o the CIE Pub.117, data has been corrected, refers to the lamp’s lumens 8.2flm.

IES Indoor Report

Photometric Filename:DL43-05-PR-01 RA90 4000K 24D.IES

---

Candela Tabulation

V/H	C0.0	C90.0	C180.0	C270.0
γ 0.0	664.94	664.94	664.94	664.94
γ 1.0	674.70	675.16	643.80	669.50
γ 2.0	684.21	673.80	625.19	662.50
γ 3.0	691.24	669.98	604.10	652.36
γ 4.0	693.54	663.97	582.57	637.96
γ 5.0	692.40	656.90	558.76	621.03
γ 6.0	686.42	646.90	536.03	600.98
γ 7.0	676.94	633.59	511.43	579.07
γ 8.0	663.30	617.24	486.36	554.74
γ 9.0	646.17	600.34	459.08	528.11
γ 10.0	626.30	580.94	430.35	500.10
γ 11.0	605.09	558.17	399.80	469.64
γ 12.0	579.48	531.61	367.39	436.91
γ 13.0	551.52	502.68	332.55	402.13
γ 14.0	520.65	470.66	295.72	364.94
γ 15.0	486.70	436.86	256.97	324.38
γ 16.0	449.10	399.50	219.43	282.31
γ 17.0	408.66	357.72	183.88	240.11
γ 18.0	363.94	313.30	151.64	199.90
γ 19.0	318.35	268.60	124.09	163.85
γ 20.0	272.86	226.17	101.08	132.85
γ 21.0	230.35	187.04	82.20	107.18
γ 22.0	192.36	152.70	67.30	87.01
γ 23.0	158.78	124.05	55.31	70.92
γ 24.0	130.48	100.70	45.79	58.61
γ 25.0	106.76	82.35	38.42	49.04
γ 26.0	88.03	67.82	32.60	41.38
γ 27.0	73.04	56.37	27.92	35.39
γ 28.0	61.06	47.33	23.98	30.55
γ 29.0	51.65	40.15	20.65	26.52
γ 30.0	44.02	34.36	17.84	23.17
γ 31.0	37.93	29.55	15.40	20.22
γ 32.0	32.94	25.46	13.24	17.69
γ 33.0	28.64	22.18	11.30	15.39
γ 34.0	24.80	19.27	9.70	13.18
γ 35.0	21.50	16.70	8.77	11.51
γ 36.0	18.65	14.27	8.03	10.50
γ 37.0	15.98	12.43	7.40	9.66
γ 38.0	14.27	11.33	6.83	8.92
γ 39.0	13.10	10.38	6.37	8.29
γ 40.0	12.06	9.52	5.95	7.72
γ 41.0	11.12	8.74	5.59	7.22
γ 42.0	10.27	8.06	5.32	6.78
γ 43.0	9.50	7.44	5.07	6.42
γ 44.0	8.82	6.91	4.86	6.09
γ 45.0	8.21	6.45	4.65	5.80
γ 46.0	7.67	6.02	4.43	5.54

Candela Tabulation - (Cont.)

V/H	C0.0	C90.0	C180.0	C270.0
γ 47.0	7.18	5.62	4.21	5.29
γ 48.0	6.73	5.25	3.97	5.00
γ 49.0	6.29	4.88	3.74	4.75
γ 50.0	5.86	4.53	3.51	4.48
γ 51.0	5.45	4.18	3.27	4.24
γ 52.0	5.06	3.84	3.03	3.97
γ 53.0	4.70	3.53	2.81	3.72
γ 54.0	4.34	3.23	2.58	3.47
γ 55.0	4.00	2.94	2.35	3.22
γ 56.0	3.68	2.65	2.12	2.98
γ 57.0	3.39	2.39	1.90	2.74
γ 58.0	3.11	2.14	1.69	2.50
γ 59.0	2.83	1.89	1.48	2.28
γ 60.0	2.56	1.65	1.27	2.05
γ 61.0	2.31	1.44	1.08	1.84
γ 62.0	2.07	1.21	0.88	1.62
γ 63.0	1.84	1.00	0.69	1.41
γ 64.0	1.61	0.81	0.50	1.21
γ 65.0	1.39	0.61	0.32	1.01
γ 66.0	1.19	0.43	0.14	0.82
γ 67.0	0.98	0.24	0.00	0.63
γ 68.0	0.80	0.06	0.00	0.45
γ 69.0	0.60	0.00	0.00	0.28
γ 70.0	0.42	0.00	0.00	0.11
γ 71.0	0.25	0.00	0.00	0.00
γ 72.0	0.09	0.00	0.00	0.00
γ 73.0	0.00	0.00	0.00	0.00
γ 74.0	0.00	0.00	0.00	0.00
γ 75.0	0.00	0.00	0.00	0.00
γ 76.0	0.00	0.00	0.00	0.00
γ 77.0	0.00	0.00	0.00	0.00
γ 78.0	0.00	0.00	0.00	0.00
γ 79.0	0.00	0.00	0.00	0.00
γ 80.0	0.00	0.00	0.00	0.00
γ 81.0	0.00	0.00	0.00	0.00
γ 82.0	0.00	0.00	0.00	0.00
γ 83.0	0.00	0.00	0.00	0.00
γ 84.0	0.00	0.00	0.00	0.00
γ 85.0	0.00	0.00	0.00	0.00
γ 86.0	0.00	0.00	0.00	0.00
γ 87.0	0.00	0.00	0.00	0.00
γ 88.0	0.00	0.00	0.00	0.00
γ 89.0	0.00	0.00	0.00	0.00
γ 90.0	0.00	0.00	0.00	0.00
γ 91.0	0.00	0.00	0.00	0.00
γ 92.0	0.00	0.00	0.00	0.00
γ 93.0	0.00	0.00	0.00	0.00

---



Candela Tabulation - (Cont.)

V/H	C0.0	C90.0	C180.0	C270.0
γ 94.0	0.00	0.00	0.00	0.00
γ 95.0	0.00	0.00	0.00	0.00
γ 96.0	0.00	0.00	0.00	0.00
γ 97.0	0.00	0.00	0.00	0.00
γ 98.0	0.00	0.00	0.00	0.00
γ 99.0	0.00	0.00	0.00	0.00
γ 100.0	0.00	0.00	0.00	0.00
γ 101.0	0.00	0.00	0.00	0.00
γ 102.0	0.00	0.00	0.00	0.00
γ 103.0	0.00	0.00	0.00	0.00
γ 104.0	0.00	0.00	0.00	0.00
γ 105.0	0.00	0.00	0.00	0.00
γ 106.0	0.00	0.00	0.00	0.00
γ 107.0	0.00	0.00	0.00	0.00
γ 108.0	0.00	0.00	0.00	0.00
γ 109.0	0.00	0.00	0.00	0.00
γ 110.0	0.00	0.00	0.00	0.00
γ 111.0	0.00	0.00	0.00	0.00
γ 112.0	0.00	0.00	0.00	0.00
γ 113.0	0.00	0.00	0.00	0.00
γ 114.0	0.00	0.00	0.00	0.00
γ 115.0	0.00	0.00	0.00	0.00
γ 116.0	0.00	0.00	0.00	0.00
γ 117.0	0.00	0.00	0.00	0.00
γ 118.0	0.00	0.00	0.00	0.00
γ 119.0	0.00	0.00	0.00	0.00
γ 120.0	0.00	0.00	0.00	0.00
γ 121.0	0.00	0.00	0.00	0.00
γ 122.0	0.00	0.00	0.00	0.00
γ 123.0	0.00	0.00	0.00	0.00
γ 124.0	0.00	0.00	0.00	0.00
γ 125.0	0.00	0.00	0.00	0.00
γ 126.0	0.00	0.00	0.00	0.00
γ 127.0	0.00	0.00	0.00	0.00
γ 128.0	0.00	0.00	0.00	0.00
γ 129.0	0.00	0.00	0.00	0.00
γ 130.0	0.00	0.00	0.00	0.00
γ 131.0	0.00	0.00	0.00	0.00
γ 132.0	0.00	0.00	0.00	0.00
γ 133.0	0.00	0.00	0.00	0.00
γ 134.0	0.00	0.00	0.00	0.00
γ 135.0	0.00	0.00	0.00	0.00
γ 136.0	0.00	0.00	0.00	0.00
γ 137.0	0.00	0.00	0.00	0.00
γ 138.0	0.00	0.00	0.00	0.00
γ 139.0	0.00	0.00	0.00	0.00
γ 140.0	0.00	0.00	0.00	0.00

---

Candela Tabulation - (Cont.)

V/H	C0.0	C90.0	C180.0	C270.0
γ 141.0	0.00	0.00	0.00	0.00
γ 142.0	0.00	0.00	0.00	0.00
γ 143.0	0.00	0.00	0.00	0.00
γ 144.0	0.00	0.00	0.00	0.00
γ 145.0	0.00	0.00	0.00	0.00
γ 146.0	0.00	0.00	0.00	0.00
γ 147.0	0.00	0.00	0.00	0.00
γ 148.0	0.00	0.00	0.00	0.00
γ 149.0	0.00	0.00	0.00	0.00
γ 150.0	0.00	0.00	0.00	0.00
γ 151.0	0.00	0.00	0.00	0.00
γ 152.0	0.00	0.00	0.00	0.00
γ 153.0	0.00	0.00	0.00	0.00
γ 154.0	0.00	0.00	0.00	0.00
γ 155.0	0.00	0.00	0.00	0.00
γ 156.0	0.00	0.00	0.00	0.00
γ 157.0	0.00	0.00	0.00	0.00
γ 158.0	0.00	0.00	0.00	0.00
γ 159.0	0.00	0.00	0.00	0.00
γ 160.0	0.00	0.00	0.00	0.00
γ 161.0	0.00	0.00	0.00	0.00
γ 162.0	0.00	0.00	0.00	0.00
γ 163.0	0.00	0.00	0.00	0.00
γ 164.0	0.00	0.00	0.00	0.00
γ 165.0	0.00	0.00	0.00	0.00
γ 166.0	0.00	0.00	0.00	0.00
γ 167.0	0.00	0.00	0.00	0.00
γ 168.0	0.00	0.00	0.00	0.00
γ 169.0	0.00	0.00	0.00	0.00
γ 170.0	0.00	0.00	0.00	0.00
γ 171.0	0.00	0.00	0.00	0.00
γ 172.0	0.00	0.00	0.00	0.00
γ 173.0	0.00	0.00	0.00	0.00
γ 174.0	0.00	0.00	0.00	0.00
γ 175.0	0.00	0.00	0.00	0.00
γ 176.0	0.00	0.00	0.00	0.00
γ 177.0	0.00	0.00	0.00	0.00
γ 178.0	0.00	0.00	0.00	0.00
γ 179.0	0.00	0.00	0.00	0.00
γ 180.0	0.00	0.00	0.00	0.00